

Miele

Miele Australia Pty. Ltd.
ACN 005 635 398
ABN 96 005 635 398

Miele Australia Pty. Ltd.
Head Office
1 Gilbert Park Drive
Knoxfield VIC 3180
Telephone (03) 9764 7100

Miele Gallery Knoxfield
1 Gilbert Park Drive
Knoxfield VIC 3180
Telephone (03) 9764 7670

Miele Gallery South Melbourne
208-210 Coventry Street
South Melbourne VIC 3205
Telephone (03) 9764 7199

Miele Gallery and Office Sydney
3 Skyline Place
Frenchs Forest NSW 2086
Telephone (02) 8977 4230

Miele Gallery and Office Brisbane
39 Harvey Street North
Eagle Farm QLD 4009
Telephone 1800 798 578

Miele Gallery and Office Adelaide
83 Sir Donald Bradman Drive
Hilton SA 5033
Telephone 1800 018 770

Miele Gallery and Office Perth
205-207 Stirling Highway
Claremont WA 6010
Telephone 1800 094 872

www.miele.com.au

Miele New Zealand Limited
Miele Gallery and Head Office
Unit L, 10-20 Sylvia Park Road
Mt. Wellington, Auckland, 1060
Telephone 0800 264 353

www.miele.co.nz

Miele Global Headquarters
Miele & Cie. KG
Carl-Miele-Strasse 29
D-33332 Gütersloh
Federal Republic of Germany

Foreign Sales Companies

- (A) Miele Ges.m.b.H., Wals/Salzburg
(AUS) Miele Australia Pty. Ltd., Melbourne
(B) N.V. Miele S.A., Mollem
(CDN) Miele Limited, Vaughan/Ontario
(CH) Miele AG, Spreitenbach
(CL) Miele Ltda., Santiago de Chile
(CN) Miele Shanghai Trading Ltd., Shanghai
(CZ) Miele spol.s.r.o., Brno
(D) Miele & Cie. KG, Gütersloh
(DK) Miele A/S, Glostrup/Copenhagen
(E) Miele S.A., Alcobendas/Madrid
(EST) Miele OÜ, Tallinn
(F) Miele S.A.S., Le Blanc-Mesnil/Paris
(FIN) Miele Oy, Vantaa/Helsinki
(GB) Miele Company Ltd., Abingdon
(GR) Miele Hellas E.P.E., Psychiko-Athens
(H) Miele Kft., Budapest
(HK) Miele Hong Kong Ltd., Hong Kong
(HR) Miele d.o.o., Zagreb
(I) Miele Italia S.R.L., Eppan
(IND) Miele India Pvt Ltd., New Delhi
(IRL) Miele Ireland Ltd., Dublin
(J) Miele Japan Corp., Shibuya-ku/Tokyo
(KZ) Miele Liability Partnership, Almaty
(L) Miele s.à.r.l., Luxembourg
(LT) Miele Appliances UAB, Vilnius
(LV) Miele SIA, Riga
(MAL) Miele Sdn Bhd, Kuala Lumpur
(MEX) Miele S.A. de C.V., Mexico City
(N) Miele AS, Rud/Oslo
(NL) Miele Nederland B.V., Vianen
(NZ) Miele New Zealand Ltd., Auckland
(P) Miele Portuguesa Lda., Carnaxide/Lisbon
(PL) Miele Sp. z o. o., Warsaw
(RO) Miele Appliances S.R.L., Otopeni
(ROK) Miele Korea Ltd., Seoul
(RU) 000 Miele CIS, Moscow
(S) Miele AB, Solna/Stockholm
(SGP) Miele Pte. Ltd., Singapore
(SK) Miele spol.s.r.o., Bratislava
(SLO) Miele d.o.o., Ljubljana
(SRB) Miele d.o.o., Belgrad
(TR) Miele Elektrikli Ltd. Sti., Levent/Istanbul
(UA) Miele LLC, Kiev
(UAE) Miele Appliances Ltd., Dubai
(USA) Miele, Inc., Princeton/New Jersey
(ZA) Miele (PTY) Ltd., Bryanston/Johannesburg



www.mieleshop.com.au

Protecting the environment:
This brochure is printed on paper that is FSC accredited and bleached using an oxygen process that is elemental chlorine free.

Miele**Laundry care**

Miele's new benchmark in achieving perfect results



Supertronic - perfect laundry care for your favourite garments



For appliances which will clean and care for your garments perfectly yet with the utmost ease, you need look no further than the new SUPERTRONIC washing machine and tumble dryer from Miele.

You'll love the unique and intuitive controls. Automatic dispensing can give detergent savings of up to 30 % and Miele laundry technology, like the innovative steam function, means you can be sure of perfect washing and drying results. And let's not forget that the legendary quality of Miele appliances means both your appliances and your garments will enjoy a long life.

Miele. Forever better.

German engineered and tested to the equivalent of 20 years usage

The WFK Research Institute for Cleaning Technology e.V Krefeld tested washing machines from 6 different manufacturers. The result: only the 3 Miele machines passed the test. In order to comply with the highest quality standards, Miele subjects its appliances to stringent and prolonged tests. Test duration for Miele washing machines total 10,000 operating hours*. This corresponds to a lifespan of 20 years. no other manufacturer tests as strenuously as Miele.



*10,000 operating hours using a variety of wash programmes with different run times.



The Miele honeycomb drum laundry care from the very first touch



The patented Miele washing machine honeycomb drum¹⁾



The patented Miele tumble dryer honeycomb drum¹⁾



The new Miele heat pump tumble dryers have a large 7 kg capacity drum, ideal for drying large bulky items.

Laundry protected by the unique sculptured structure

The slightly sculptured structure of the honeycomb drum enables a thin film of water to gently cushion the laundry away from the drum. Rather than being at the receiving end of rough treatment, garments move smoothly round the drum.

- Optimum laundry care
- For long lasting fabric care

Laundry protected by the special perforations in the drum


The tiny, smooth-edged perforations in the drum wall ensure minimal mechanical strain on your garments. Fabric snags no longer occur. Even after the fastest spin cycle, garments collect loosely in the machine without any drum imprints. And the very small diameter of the perforations prevents small foreign objects from getting into the drain pump.

- Optimum laundry care
- No drum imprints
- Maintenance free drain pump



1-8 kg load capacity

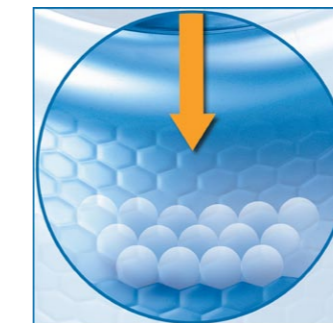
The Miele W 5000 WPS Supertronic and W 5965 WPS washing machines have a large 8 kg capacity drum. Ideal for all load sizes.




Laundry care with an air cushion effect

The hexagons of the drum point outwards creating air pockets which gently catch and cushion the laundry as it tumbles to the bottom of the drum. This ensures that your laundry gets the best care possible and is less creased after drying, making ironing much easier.

- Better laundry care
- Less friction
- Easier ironing



Miele honeycomb drum




Traditional tumble dryer drum


Laundry care with a traction effect

In comparison to standard drums, laundry is raised higher by means of the outwardly pointing drum structure. Laundry hovers for longer in the warm air stream and this leads to improved air and humidity exchange, resulting in more uniform drying results and less mechanical strain.

- Optimum laundry care
- More uniform drying results
- Your laundry lasts longer



Miele honeycomb drum



Traditional tumble dryer drum

WfK The result

The fact that laundry received optimum gentle care in the Miele honeycomb drum is authenticated by the WfK Institute for Laundry Research in Germany.



Miele honeycomb drum



Traditional washing machine drum



The result

Miele tumble dryers dry more evenly and with less creasing. This has been authenticated by the Hohensteiner Institute in Germany.

¹⁾ Miele washing machines with honeycomb drum - European Patent EP 0 935 687 B1

¹⁾ Miele tumble dryers with honeycomb drum - German Patent: DE 101 45 079

The Miele W 5000 WPS Supertronic washing machine perfect wash results made simple

The new Miele Supertronic washing machine is full of innovative features to make using it as enjoyable as possible. But why don't you see for yourself?

Supertronic touch controls

With new touch controls, washing tips and the option of saving up to 10 individual programmes as favourites, laundry care is easier than ever before.

The Miele Supertronic washing machine is operated in a unique and innovative way. Backlit controls are combined with a touch display. All that is needed to select the functions is a light touch. And the flush design of the display complements the clean, modern lines of the appliance.



AutoDos - Automatic detergent dispensing

Load the laundry, start the programme, that's it. The AutoDos dispensing unit for powder and liquid detergent takes care of the rest. During the water intake process, the unit automatically dispenses the correct amount of detergent, precisely adapted to the size of the load, the level of soiling and the wash programme selected. It even knows whether to use powder or liquid detergent. Perfect wash results and gentle care for your garments with ease and comfort. The AutoDos dispensing unit has a large capacity of 4 litres enough for around

100 wash cycles. Based on 5 wash cycles per week, the detergent will last approx. 6 months. If you want to use specialist detergents and care products, you simply add these to the AutoClean detergent drawer. And what's more, when compared to manual dispensing, the automatic detergent dispensing unit gives savings of up to 30% - good for both your wallet and the environment.

- Simple and clean dispensing
- Optimum laundry care
- Perfect wash results
- Detergent savings of up to 30%



Washing tips

You are guided step by step to a perfect wash result. Simply select the type of fabric and colour of garment, the level of soiling and the spin speed required and the optimum programme will appear in the display. Perfect laundry care has a new benchmark.



Textile specific special programmes

Miele washing machines feature a wide range of intelligent programmes that are specially designed to suit the fabric being washed. Now you can enjoy wearing your favourite items time and time again.



Miele CareCollection

Miele is the only appliance manufacturer to offer a range of specialist detergents and conditioning products specifically designed for use with its laundry programmes. And when combined with automatic dispensing, designed for use with CareCollection products, Miele can offer you a complete system. Load the laundry, start the programme, that's all you have to do.



Steam care function for different fabrics

With this function Miele washing machines reduce the need for ironing by up to 50%. The Miele SteamCare system with its water saving system, heated steam unit and unique temperature sensor can produce constant steam, bursts of steam or a combination of both to suit different types of fabric. With Miele you can gently remove creases from even the most delicate items.



Miele SteamCare programmes

Freshen up
Ideal for dry clean items, e.g. business shirts.

Steam care

For reducing the amount of creasing in damp, freshly washed and spun garments.

Steam smoothing

Steam is added to the laundry automatically at the end of the wash programme.



Stains option

This extra option offers effective stain removal with intuitive operation. There are 22 stain types to choose from of which up to 3 can be selected with most wash programmes. The programme parameters are then tailored precisely to suit each type of stain. And only from Miele, with some stains, a tip about pre-treating the stain will appear in the display.

The Miele T 8000 WP Supertronic heat pump dryer dries more gently than wind and sun

Just like the Miele Supertronic washing machine, the new Miele Supertronic heat pump tumble dryer is full of innovative features to make using it as easy and enjoyable as possible.

The effects of the weather and the sun's UV rays on fabrics and colours are beyond our influence. The drying conditions in the Miele Supertronic tumble dryer, however, are always ideal and cost-efficient. The patented¹⁾ Miele honeycomb drum and the patented PerfectDry system ensure that items are dried extremely gently. And colours do not fade. Your laundry will look and feel incredibly soft.

¹⁾ European patent EP 0 935 687



Extremely economical

The Miele Supertronic dryer uses a heat pump to heat the air. This gentle drying system only uses approx. half the energy used by a conventional condenser tumble dryer. Miele's Supertronic achieves an impressive 6 star energy rating.

So when you dry with a Miele Supertronic heat pump dryer you will be caring for the environment as well as reducing energy costs.



PerfectDry

This patented¹⁾ system constantly measures the residual moisture in the load to gauge when the laundry is perfectly dry - even where water quality varies as the system also measures the conductivity level of the water and adapts the drying process accordingly. Only from Miele.

¹⁾ German patent DE 197 19 661 C2

Drying tips

You are guided step by step to a perfect drying result. Simply select the type of fabric and the drying process and the optimum programme will appear in the display. Perfect laundry care has a new benchmark.

Supertronic

The large display on the Miele Supertronic heat pump dryer is very easy to read. And with the new touch controls, drying tips and the option of saving up to 10 individual programmes as favourites, laundry care is easier than ever before.



Miele TwinPower for even drying results

The TwinPower system with separate motors for the drum and the fan make drum direction reversal possible even in a heat pump dryer. This means the drying process is very gentle with even drying results and minimum creasing.



Extremely quiet

The construction of the outer cabinet means that operating noise is particularly low, allowing you to relax in peace while the Miele Supertronic dryer gently cares for your laundry.



Exclusive to MIELE Integrated condensed water outlet

The Miele Supertronic heat pump dryer has a flexible drain hose with hose storage at the back of the machine which can be set up to drain the condensed water directly away, avoiding the need to empty the condensed water container. Only from Miele.

The Miele W 5965 WPS SteamCare washing machine effortless laundry care

The new Miele W 5965 WPS SteamCare with its special steam programmes allows you to reduce ironing time by up to 50%.

Large LCD display with rotary dial controls

With three line LCD display and programme selection by rotary control dial and buttons, laundry care is incredibly easy with a variety of special programmes and useful functions.



SteamCare function for different fabrics

With this function Miele washing machines reduce the need for ironing by up to 50%. The Miele SteamCare system with its water saving system, heated steam unit and unique temperature sensor can produce constant steam, bursts of steam or a combination of both to suit different types of fabric. With Miele you can gently remove creases from even the most delicate of items.

Professional drive

This maintenance free high performance motor is at the heart of the top of the range washing machines for a long appliance life. It is even quieter than other Miele motors, especially on high spin speeds.



Load display and dispensing recommendation

The W 5965 WPS model is equipped with this intelligent function. It helps to avoid over or underloading the drum. In addition it offers a recommendation for optimum detergent dispensing, helping you to achieve an environmentally friendly wash with optimum results.



Textile specific special programmes

Miele washing machines feature a wide range of intelligent programmes that are specially designed to suit the fabric being washed. Now you can enjoy wearing your favourite items time and time again.



1 - 8 kg capacity
The Miele W 5965 WPS also offers up to 8 kg capacity, allowing you to wash even your largest items, e.g. pillows and duvets easily.



AutoClean detergent dispenser drawer

In addition to specially textured easy clean side walls and a smooth base which residual detergent just doesn't stick to, a special automatic cleaning process flushes out the detergent during every programme to ensure that it is always spotlessly clean and never needs to be manually cleaned. Perfect for you and your laundry.



Miele SteamCare programmes Freshen up

Ideal for dry clean items, e.g. business shirts.

Steam care

For reducing the amount of creasing in damp, freshly washed and spun garments.

Steam smoothing

Steam is added to the laundry automatically at the end of the wash programme.



Stains option

This extra option offers effective stain removal with intuitive operation. There are 22 stain types to choose from of which up to 3 can be selected with most wash programmes. The programme parameters are then tailored precisely to suit each type of stain. And only from Miele, with some stains, a tip about pre-treating the stain will appear in the display.

The Miele T 8927 WP EcoComfort heat pump dryer ecological and economical

Just like the Miele W 5965 WPS washing machine, the new Miele T 8927 WP tumble dryer is full of innovative features to make using it as easy and enjoyable as possible.

The effects of the weather and the sun's UV rays on fabrics and colours are beyond our influence. The drying conditions in the Miele T 8927 WP tumble dryer, however, are always ideal and cost-efficient. The patented¹⁾ Miele honeycomb drum and the patented PerfectDry system ensure that items are dried extremely gently. And colours do not fade. Your laundry will look and feel incredibly soft.

¹⁾ European patent EP 0 935 687



Extremely economical

The Miele T 8927 WP dryer uses a heat pump to heat the air. This gentle drying system only uses approx. half the energy used by a conventional condenser tumble dryer. Like all our other Miele heat pump dryers, the T 8927 WP also achieves an impressive 6 star energy rating.

So when you dry with a Miele T 8927 WP heat pump dryer you will be caring for the environment as well as reducing energy costs.



PerfectDry

This patented¹⁾ system constantly measures the residual moisture in the load to gauge when the laundry is perfectly dry - even where water quality varies as the system also measures the conductivity level of the water and adapts the drying process accordingly. Only from Miele.

¹⁾ German patent DE 197 19 661 C2

Crease care

If you cannot remove your laundry immediately at the end of the programme, crease care ensures that the textiles are gently moved at regular intervals to prevent the formation of creases.

Convenient loading angle

Miele doors can be opened particularly wide. With the large loading door and the ergonomic drum loading angle, loading and unloading a Miele tumble dryer is extremely convenient. You have a better view into the drum and your back is spared.



Miele TwinPower for even drying results

The TwinPower system with separate motors for the drum and the fan make drum direction reversal possible even in a heat pump dryer. This means the drying process is very gentle with even drying results and minimum creasing.



Extremely quiet

The construction of the outer cabinet means that operating noise is particularly low, allowing you to relax in peace while the Miele Supertronic dryer gently cares for your laundry.



Exclusive to MIELE Integrated condensed water outlet

The Miele Supertronic heat pump dryer has a flexible drain hose with hose storage at the back of the machine which can be set up to drain the condensed water directly away, avoiding the need to empty the condensed water container. Only from Miele.

Product overview

Washing machines



Model no.	W 5000 WPS Supertronic	W 5965 WPS
Drum		
Patented honeycomb/microperforated drum	●/-	●/-
Capacity in kg	1-8	1-8
Intelligent washing		
AutoDos: Automatic dispensing of liquid and powder detergent	●	-
SteamCare technology	●	●
Low temperature washing (Cold, 20°C)	●	●
Spin speed options		
Minimum - Maximum rpm	400-1600	400-1600
Rinse hold and No spin	●/●	●/●
Design		
Fascia panel	Slanted	Slanted
Fascia colour	Alu/silver	Lotus white
Appliance colour	Lotus white	Lotus white
Programme selection		
Selection via	Touch controls	Rotary dial
Display	Navigation display	3 line LCD display
Programme sequence indication	In display	In display
Backlit extra options and spin speed	-	-
Features		
Delay start up to 24 hours/time left display/Time of day display	●/●/●	●/●/●
Buzzer/LED drum lighting	●/●	●/●
Choice of language for the display	●	●
AutoClean dispenser drawer	●	●
Load size/dispensing recommendation	●/●	●/●
Wash programmes		
Automatic/Automatic plus	-/●	-/●
Cottons/Minimum iron	●/●	●/●
Delicates	●	●
Shirts/Silks/Woolens	●/●/●	●/●/●
Express 20/Intensive plus	●/-	●/-
Dark garments/Denim	●/●	●/●
Curtains/Pillows/Down filled items	●/●/●	●/●/●
Proofing/Outerwear/First wash	●/●/●	●/●/●
Lingerie/Sportswear/Trainers	-/●/●	-/●/●
Towelling/Soft toys	●/●	●/●
Hygiene programmes/Eco programmes/Steam programmes	1/3/2	1/3/2
Separate rinse/Starch	●/●	●/●
Extra options		
Short/Soak	●/●	●/●
Pre-wash/Pre-wash with soak	●/-	●/-
Water plus/Extra rinse	●/●	●/●
Extra quiet/Stains/Steam smoothing	●/●/●	●/●/●
Safety features		
Water protection system	WPS	WPS
Locking via Safety lock/Code	●/●	●/●
Quality		
Chrome ring/Polycarbonate door	●/-	●/-
Silent professional motor	●	●
Suds container	Stainless steel	Stainless steel
Installation		
Can be stacked/side by side	●/●	●/●
Can be pushed under/built under worktop	●/●	●/●
Dimensions and Consumption data		
H x W x D (cm)	85.0 x 59.5 x 61.5	85.0 x 59.5 x 61.5
Energy efficiency star rating	4.5	4.5
Warm wash energy efficiency consumption (kWh/year)	221	221
Water efficiency star rating (WELS)	4.5	4.5
Water consumption (l/wash)	68	68



Product overview

Tumble dryers



Model no.	T 8000 WP Supertronic	T 8927 WP
Drum		
Patented honeycomb/smooth walled drum	●/-	●/-
Capacity in kg	1-7	1-7
Intelligent drying		
Sensor system/PerfectDry system	●	●
Drum reversal	●	●
Timed drying	●	●
Drying system		
Condenser/Vented	●/-	●/-
Condensed water container	●	●
Integrated condensed water outlet	●	●
Design		
Fascia	Slanted	Slanted
Fascia colour	Alu/Silver	Lotus white
Appliance colour	Lotus white	Lotus white
Programme selection		
Selection via	Touch controls	Rotary dial
Display	Navigation display	3 line LCD display
Programme sequence indication	In display	In display
Features		
Delay start up to 24 hours/time left display/Time of day display	●/●/●	●/●/●
Buzzer	●	●
Drum lighting	●	●
Choice of language for the display	●	●
Acoustic package for reduced noise	-	-
Drying programmes		
Automatic/Automatic plus	-/●	-/●
Cottons/Minimum iron	●/●	●/●
Delicates	●	●
Shirts/Silks handcare/Woolens handcare	●/●/●	●/●/●
Express/Pillows	●/●	●/●
Denim/Sportswear	●/●	●/●
Proofing/Outerwear	-/●	-/●
Hygiene/Pillows hygiene	-/-	-/-
Cottons hygiene/Minimum iron hygiene	-/-	-/-
Smoothing/Gentle smoothing	-/●	-/●
Timed drying Cool air/Warm air/Hygiene	●/●/-	●/●/-
Basket programme	●	●
Extra options		
Short	-	-
Anti-crease	●	●
Low temperature/Gentle tumble	-/●	-/●
Freshen up	●	●
Safety features		
Locking via a code	●	●
Optical interface	●	●
Quality		
Enamelled appliance front	●	●
Installation		
Can be stacked/side by side	●/●	●/●
Can be pushed under/built under worktop	●/●	●/●
Dimensions and Consumption data		
H x W x D (cm)	85.0 x 59.5 x 59.6	85.0 x 59.5 x 59.6
Energy efficiency star rating	6	6
Energy consumption (kWh/year)	156	156



Technical data - Washing machines

Miele					
Model no	W 5965 WPS	W 5000 WPS Supertronic	T 8927 WP	T 8000 WP Supertronic	
Matching tumble dryer					
	T 8927 WP	T 8000 WP Supertronic			
Accessories					
Stacking kit for matching dryer (with shelf)	-	-			
Stacking kit for matching dryer (without shelf)	WTV 412	WTV 412			
Performance/Consumption data ¹⁾					
Energy efficiency star rating ²⁾	4.5	4.5			
Warm wash energy consumption (kWh/year)	221 ³⁾	221 ³⁾			
Water Efficiency star rating (WELS) ⁴⁾	4.5	4.5			
Water consumption (l/wash)	68 ⁵⁾	68 ⁵⁾			
Features					
Direct enamel front	●	●			
Removable panels	●	●			
Ergonomic door opening (30 cm)	●	●			
Extra large ergonomic door opening (33 cm)	-	-			
Ergonomic loading angle	-	-			
AutoDos: Automatic detergent dispensing	-	-			
SteamCare technology	●	●			
Programmable options					
Choice of different languages	●	●			
12 h/24 h clock	●	●			
Detergent type / amount	-	-			
Temperature °C/°F	●	●			
Display brightness/contrast	●	●			
Suds cooling	●	●			
Gentle action	●	●			
Soak time	●	●			
Longer pre-wash Cottons	●	●			
Buzzer	●	●			
Keypad tones	●	●			
Energy-saving stand-by mode	●	●			
Anti-crease action on/off	●	●			
Load sensor zero setting	●	●			
Lock code	●	●			
Memory	●	●			
Water intake	●	-			
Safety features					
Water Control system	-	-			
Waterproof system	●	●			
Check drain/inlet indicators	●	●			
Automatic safety door lock	●	●			
In-operation lock	●	●			
Fault indication	●	●			
Emergency door release	●	●			
Easy access manual drain	●	●			
Water inlet filter	●	●			
Dimensions and weight					
Height (cm)	85	85			
Width (cm)	59.5	59.5			
Depth (cm)	61.5	61.5			
Depth with door open (cm)	99.3	99.3			
Adjustable height (cm)	0.8	0.8			
Stacked height: WTV with/without shelf (cm)	-/170	-/170			
Net weight (kg)	98	98			
Electricity and Water Connections					
Voltage (50 Hz) V	230	230			
Fuse rating A	10	10			
Total rated load kW	2.3	2.3			
Power cable with plug m	1.6	1.6			
Connection to hot/cold water via 1.6 m pressure hose with 3/4 inch (19 mm) threaded union	hot/cold	cold			
Water supply pressure min. - max. bar	1-10	1-10			
Drain connection hose m	1.5	1.5			
Maximum drain pump height/length m	1/5	1/5			
Radio, TV & mains interference suppressed	●	●			
Operating instructions and warranty	●	●			

1) According to AS/NZS 2040.2
2) For more details, please ref. www.energyrating.gov.au
3) using Cottons Eco 40°C program seven times per week, when tested in accordance with Standard AS/NZS 2040.2
4) For more details, please ref. www.waterrating.gov.au
5) using Cottons Eco 40°C program, when tested in accordance with Standard AS/NZS 6400
N.B. These appliances conform to Australian Safety Regulations and must be installed in accordance with national and local regulations by a competent person.

Technical data - Tumble dryers

Miele					
Model no	T 8927 WP	T 8000 WP Supertronic			
Drying type					
Condenser	●	●			
Matching washing machine	W 5965 WPS	W 5000 WPS Supertronic			
Accessories					
Stacking kit for matching washing machine (with shelf)	-	-			
Stacking kit for matching washing machine (without shelf)	WTV 412	WTV 412			
Performance/Consumption data ¹⁾					
Energy Efficiency Star rating ²⁾	6	6			
Energy consumption (kWh/year)	156 ³⁾	156 ³⁾			
Features					
Perfect Dry	●	●			
Drain pump on condenser dryer	●	●			
Integrated condensate drainage	●	●			
Heat exchanger with: heater bank/refrigerant	-/●	-/●			
Fault diagnosis indication	●	●			
Fine filters	●	●			
Drum lighting	●	●			
Programmable options					
Choice of different languages	●	●			
Extended drying option	●	●			
Anti-crease	●	●			
Keypad tones	●	●			
Energy saving standby mode	●	●			
Extended cooling down period	●	●			
Buzzer	●	●			
Memory on/off	●	●			
Soft water setting	●	●			
Drying stage indication	●	●			
Clean out airways indication	●	●			
Empty out container indication	●	●			
Safety lock	●	●			
Change fine filter indication	●	●			
Dimensions and weight					
Height (cm)	85	85			
Width (cm)	59.5	59.5			
Depth (cm)	59.6	59.6			
Depth with door open (cm)	106.2	106.2			
Net weight (kg)	69	69			
Electrical Connection and Plumbing					
Voltage (50 Hz) V	230	230			
Fuse rating A	10	10			
Total rated load kW	1.10	1.10			
Power cable with plug m	2	2			
Drain hose length m	1.5	1.5			
Maximum delivery head/drain hose length m	1.5/4	1.5/4			
Radio, TV & mains interference suppressed	●	●			
Operating instructions and warranty	●	●			

1) According to AS/NZS 2442.2
2) For more details, please ref. www.energyrating.gov.au
3) using Cottons Normal Plus program once per week, when tested in accordance with Standard AS/NZS 2442.2
N.B. These appliances conform to Australian Safety Regulations and must be installed in accordance with national and local regulations by a competent person.